

The *BUCK Elite* is a data logging, programmable personal air sampler consists of a pump contained in a high impact steel fiber filled Lexan, antistatic, and RFI/EMI-shielded case, exclusive electronic circuit board for constant flow control (patent pending), an LCD display with 2 lines of 16 characters, a single diaphragm pump mechanism, and a rechargeable NiMH battery pack.

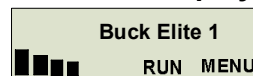
The purpose of this pump is to draw air contaminants in through a sampling media such as sorbent tubes, bubble impingers, long-duration color detector tubes; to gauge personnel exposure to gases, vapors, particulates, aerosols, etc.

No tools are required to operate this pump and a password protected keypad locking system provides uninterrupted operation. The main display allows quick selection to RUN (for sampling) or MENU (to reset pumps data).

Other features include elapsed time, flow rate, and accumulated volume. Easy programming software allows the pump for unattended Start/Stop operation with the capability for up to ten different ON/OFF durations with repeat options. The PC link capability lets you download the sampling data into a PC with Windows® XP or 7 operating system using the RS232 COM port and the Buck PC link cable.

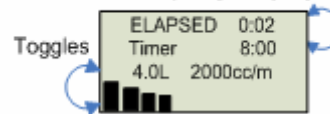


Main Display



Flow Range 0.1 to 0.6 LPM
Low Flows 5-99 cc/min with
Universal Low Flow Holder

Sampling Display



Features:

- Capable for Data logging and Programmable for multiple Start/ Stop and Duration Sampling.
- Runs 20+ hours @ 300cc/min (@ 5+backpressure)
- Flow range 0.005-0.6LPM. 5cc/min . 99cc/min using Universal low flow Holder (included).
- High back pressure compensation, up to 36+of w.c. @300cc/min
- Accuracy: ± 5% of compensation range.
- Flow compensation for filter plugging and battery voltage.
- %Auto-restart+within one minute of a flow fault.
- Includes single pack battery and run time could be extended with the use of optional triple pack.
- Battery pack rechargeable while attached or separately
- Compact, rugged, and quiet.
- Stainless steel belt clip with built-in tripod connector.
- Key pad lock system.



Rev. 7.5.11

Performance Profile

Model: LP-1
 Flow Range: 0.1-0.6 LPM (100-600 cc/min)
 5 - 99 cc/min
 With Universal Low Flow Holder
 P.N. APB-109033

Compensation Range:
 600 cc/min up to 10+water back pressure
 500 cc/min up to 25+water back pressure
 300 cc/min up to 36+water back pressure
 200 cc/min up to 25+water back pressure
 100 cc/min up to 10+water back pressure

Accuracy: ± 5% of Compensation Range

Run Time (hrs) at different backpressure and flow rate (cc/min)

Flow Rate	3+	5+	10+	15+	20+	30+	36+
100	26hr	25hr	23hr				
200	22hr	21hr	20hr	19hr	18hr	17hr	
300	21hr	20hr	18hr	16hr	15hr	13hr	12hr
400	17hr	16hr	15hr	14hr	13hr	12hr	
500	15hr	12hr	11hr	10hr	9hr		
600	11hr	10hr	9hr				

Low Flow using Universal Low Flow Holder
 5 to 99cc/min 8 hours

Data Storage: Flow rate, elapsed clock time, accumulated volume, temperature, DP and any Flow Faults are logged in the memory for download to PC

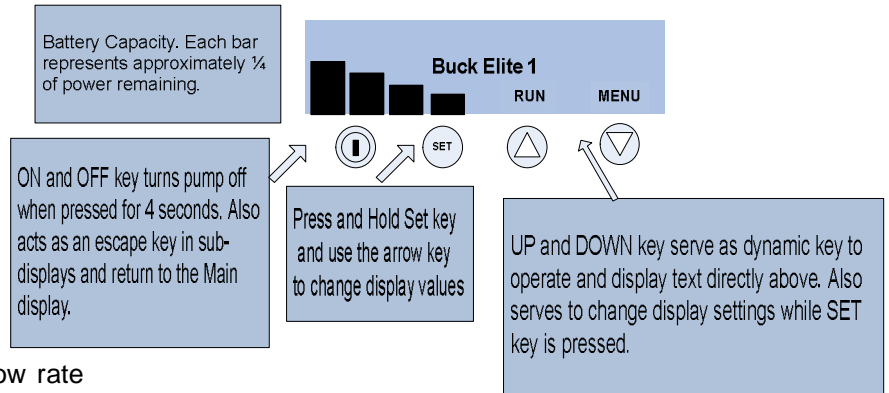
Display: Backlit LCD with 2 lines of 16 Characters

Normal Operation: Battery Level, Flow Rate, Elapsed Time, Volume Collected, Timer, DP & Temp.

Flow Fault Displays: Flow Fault, or Filter Off

Operating Instructions

Main Display



Specifications

Power Supply:

Single Pack, NiMH Batteries: 4.8V, 2.15 Ah
 Triple Pack, NiMH Batteries 4.8V, 6.45 Ah

Recharge Time:

Battery	Charger:		
	QuickOnei	QuickFivei	Standard
Single Pack	1-2Hrs	1-2Hrs	12Hrs
Triple Pack	4-6Hrs	4-6Hrs	12Hrs

Quick-Chargers: Input Voltage 100 to 240 VAC

Standard-Chargers: Input Voltage 120 VAC or 230 VAC

Approvals: CE EMC Directive (EMCD) 89/336/EEC
 UL and cUL (pending), ATEX (pending)

Temperature:

Operating	32°F to 113°F	(0°C to 45°C)
Storage	32°F to 113°F	(0°C to 45°C)
Charging	41°F to 104°F	(5°C to 40°C)

Case: Polycarbonate steel fiber filled, RFI/EMI-shielded

Size: 4.5+H x 4+W x 2+D

(11.4 cm H x 10.2 cm W x 5 cm D)

Weight: 19 oz (539g)

PRODUCT	DESCRIPTION
APB-908100*	Buck Elite™ . 1 Single Pack Pump kit with 120V wall charger.
APB-908120*	Buck Elite™ . 1 Single Pack Pump kit with 230V wall charger.
APB-947300**	Buck Elite™ -5 5 pk Pump kit with Quick Five charger and Pelican case.

Rev. 07.05.11

* Pump kit includes pump with a single pack NiMH battery, standard 120VAC battery charger, Luer hose adapter, shirt/hose clip, 3 feet of vinyl hose, operating manual, adjustable Universal low flow holder for sorbent tube sampling and non adjustable tube holder. .

** Pump 5-pack kit includes 5 each: pumps with single pack NiMH batteries, Luer hose adapter, shirt/hose clip, and 3 feet of vinyl hose, non adjustable tube holder and adjustable Universal low flow holder for sorbent tube sampling. Also included is two operating manuals, one *QuickFivei* charger 100-240VAC, and a durable hard plastic 1500 Pelican case with lifetime warranty that accommodates additional accessories.