

**4 Way High Power Broadband Combiner SMA Connectors From 2 GHz to 6 GHz Rated at 100 Watts**

MPP2K06K0100-4 is a 4 way High Power Broadband RF Combiner with a max input power at 100 watts operating from 2000 to 6000 MHz with 50 ohm SMA connectors. The MPP2K06K0100-4 has greater than 10 dB typical isolation, less than 0.80 dB typical low insertion loss and a MAX VSWR of 1.30:1; along with a phase balance of  $\pm 5$  degrees and an amplitude balance of  $\pm 0.25$  dB. The RF Combiner operates in a temperature range from -55°C to +85°C, with a foot print of 2.50"x5"x0.73".

**Configuration**

Input Connectors	SMA Female
Output Connector	SMA Female
Frequency Range	2 to 6 GHz
Design	Reactive
Number of Input Ports	4
Housing Material and Plating	Aluminum Alloy

**Electrical Specifications\***

Description	Min	Typ	Max	Units
Frequency Range	2		6	GHz
Impedance		50		Ohms
Insertion Loss			0.8	dB
Input Power			100	Watts
Input VSWR			1.3:1	
Isolation	10			dB
Phase Balance		$\pm 5$		Degrees
Flatness		$\pm 0.25$		dB

\* Values at 25°C, sea level

**Mechanical Specifications**

**Temperature**

Operating Range -55 to +85 deg C

**Size**

Length 5 in [127 mm]  
Width 2.5 in [63.5 mm]  
Height 0.73 in [18.54 mm]

**Connectors**

Description	Input Connector	Output Connector
Connector Material	Passivated Stainless Steel	Passivated Stainless Steel

**Compliance Certifications** (visit [www.FairviewMicrowave.com](http://www.FairviewMicrowave.com) for current document)

RoHS Compliant Yes

**Plotted and Other Data**

Notes:

- Values at 25 °C, sea level



**Features:**

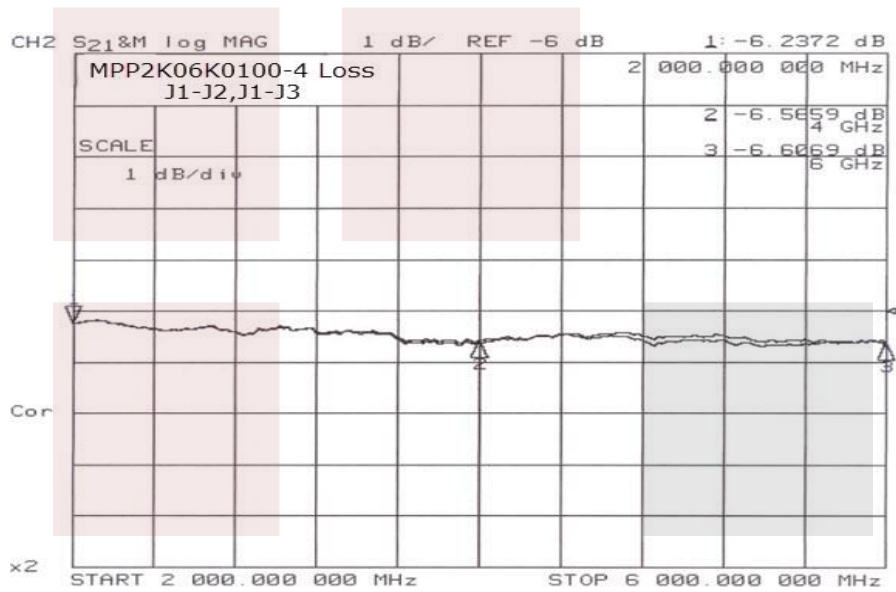
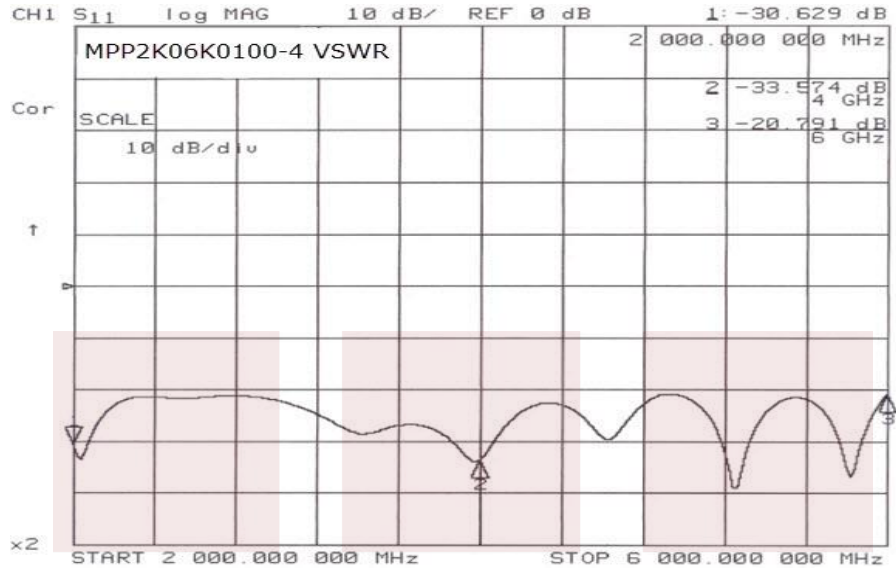
- 2000 to 6000 MHz Frequency
- 100 watt max power
- Insertion Loss: < 0.80 dB
- Phase Balance:  $\pm 5$  degrees
- Amplitude Balance:  $\pm 0.25$  dB
- Isolation: >10 dB
- High Power Handling Capability

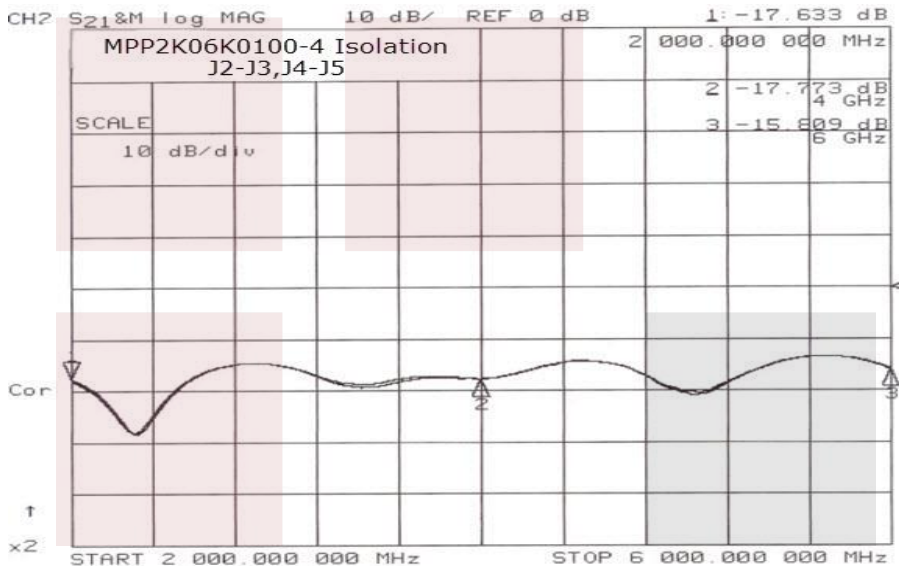
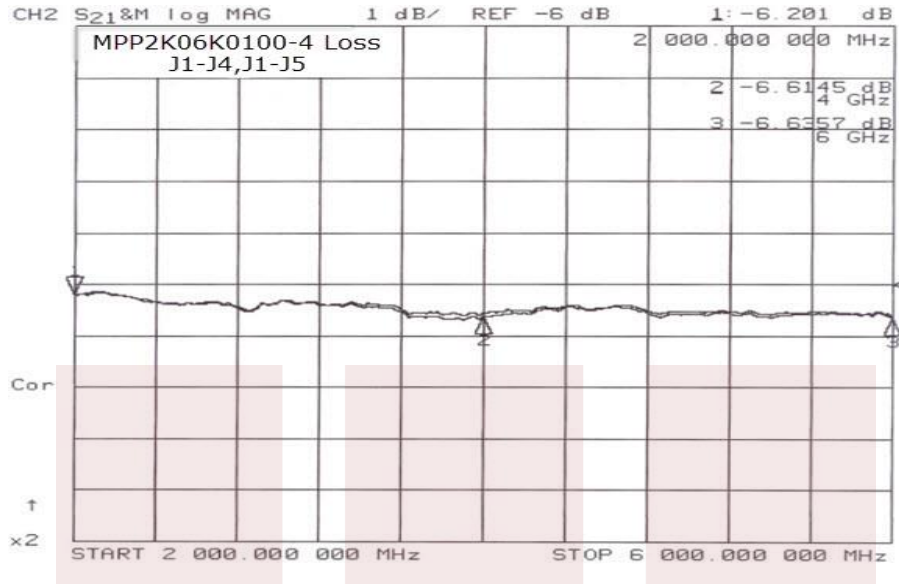
**Applications:**

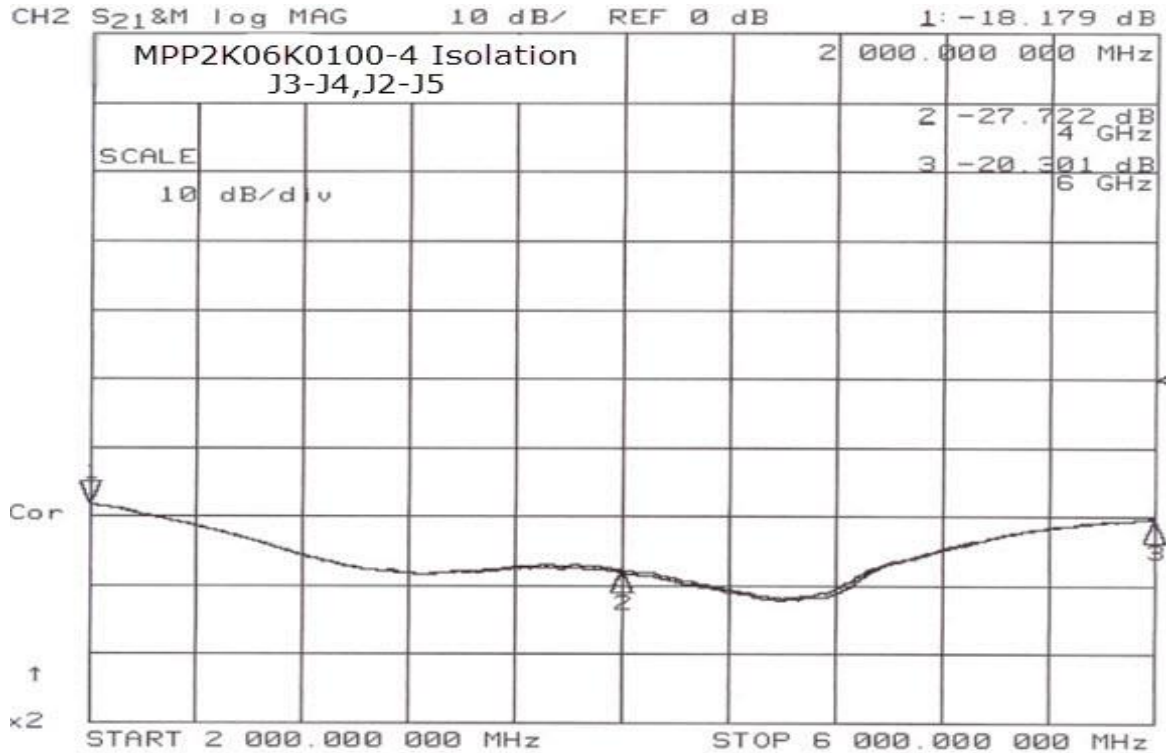
- Communications Systems
- Power Combining
- PCS,GSM,LTE, Cellular
- UMTS
- Amplifier Systems
- Amplifier Power Combining
- Wireless Infrastructures
- Defence Applications

Fairview Microwave  
1130 Junction Dr. #100  
Allen, TX 75013  
Tel: 1-800-715-4396 / (972) 649-6678  
Fax: (972) 649-6689  
[www.fairviewmicrowave.com](http://www.fairviewmicrowave.com)  
[sales@fairviewmicrowave.com](mailto:sales@fairviewmicrowave.com)

**Typical Performance Data**





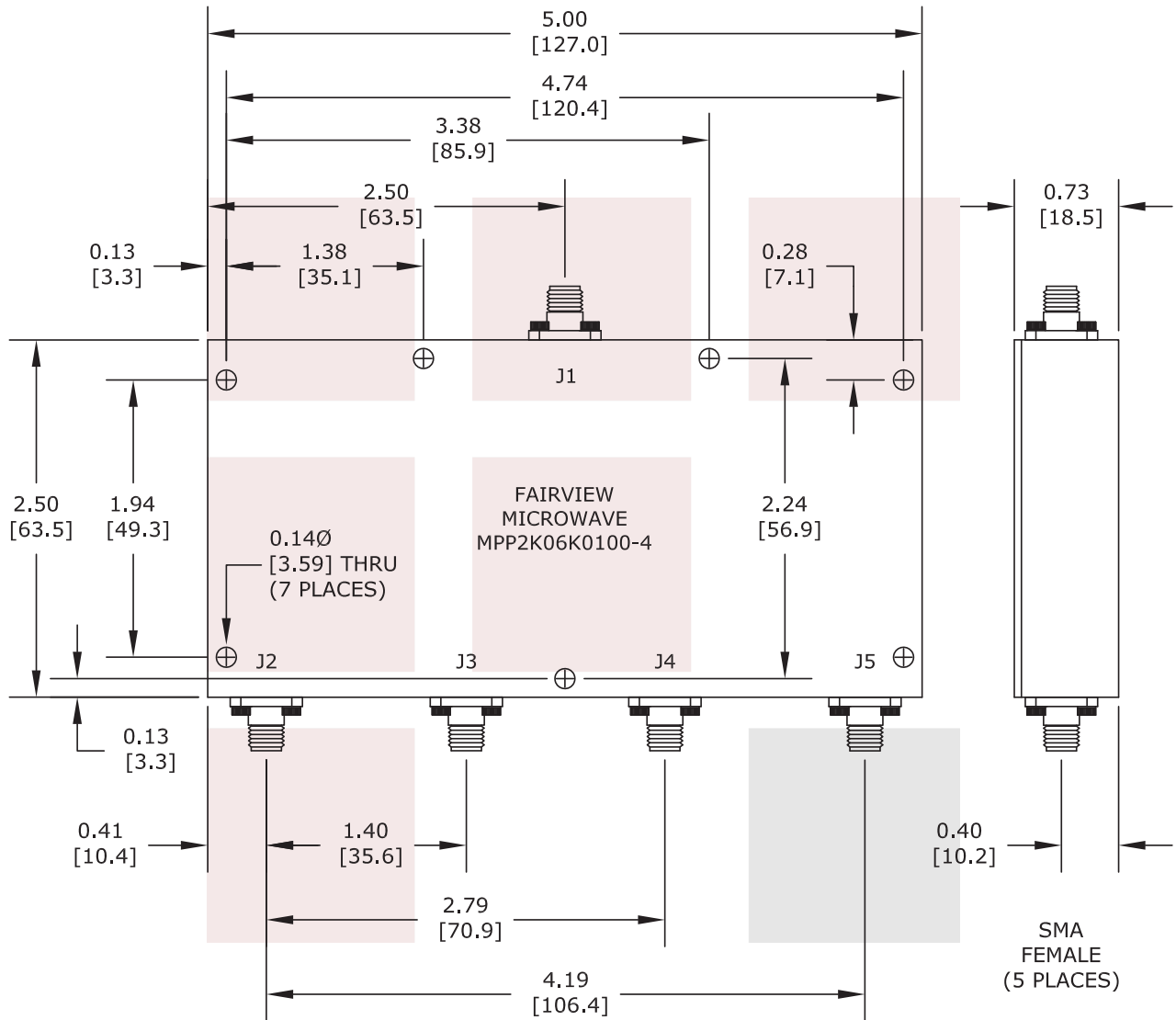


4 Way High Power Broadband Combiner SMA Connectors From 2 GHz to 6 GHz Rated at 100 Watts from Fairview Microwave is in-stock and available to ship same-day. All of our RF/microwave products are available off-the-shelf from our ISO 9001:2008 certified facilities in Allen, Texas. Fairview Microwave is RF on-demand.

For additional information on this product, please click the following link: [4 Way High Power Broadband Combiner SMA Connectors From 2 GHz to 6 GHz Rated at 100 Watts MPP2K06K0100-4](http://www.fairviewmicrowave.com/4-way-power-combiner-sma-broadband-6-ghz-100-watts-mpp2k06k0100-4-p.aspx)

URL: <http://www.fairviewmicrowave.com/4-way-power-combiner-sma-broadband-6-ghz-100-watts-mpp2k06k0100-4-p.aspx>

The information contained in this document is accurate to the best of our knowledge and representative of the part described herein. It may be necessary to make modifications to the part and/or the documentation of the part, in order to implement improvements. Fairview Microwave reserves the right to make such changes as required. Unless otherwise stated, all specifications are nominal. Fairview Microwave does not make any representation or warranty regarding the suitability of the part described herein for any particular purpose, and Fairview Microwave does not assume any liability arising out of the use of any part or documentation.



<b>FAIRVIEW MICROWAVE INC.</b> ALLEN, TX 75013 WWW.FAIRVIEWMICROWAVE.COM		NOTES: 1. UNLESS OTHERWISE SPECIFIED ALL DIMENSIONS ARE NOMINAL. 2. ALL SPECIFICATIONS ARE SUBJECT TO CHANGE WITHOUT NOTICE AT ANY TIME. 3. DIMENSIONS ARE IN INCHES [mm].			
TITLE 4 Way High Power Broadband Combiner SMA Connectors From 2 GHz to 6 GHz Rated at 100 Watts		DWG NO MPP2K06K0100-4		CAGE CODE 3FKR5	
CAD FILE	091914	SHEET	SCALE	N/A	SIZE A 2233